






# Australian Three Day Vintage Enduro

1. Day One

Blackwood Victoria 0.000 km

Day One Results with Handicap



Pos	No.	Name	Total Tm	Laps	CS	ST1	ST2	ST3	ST4	AB	BB	Pe
10	12b	Rod CHRISTIANS	10:08.001	3	-	1 [3:42.786]	1 [4:26.164]	1 [2:27.035]	-	0 [-20.352]	0 [-7.632]	
11	10b	Chris HAMPSON	10:25.333	3	-	1 [4:19.523]	1 [4:03.502]	1 [2:31.089]	-	0 [-28.781]	-	
12	15a	Darren JUTSON	10:26.052	3	-	1 [3:30.965]	1 [3:52.664]	1 [2:28.475]	0 [1:00.000]	0 [-18.947]	0 [-7.105]	
13	36c	Adam SKURKA	10:34.297	3	-	1 [3:53.514]	1 [4:08.303]	1 [2:37.595]	-	0 [-5.115]	-	
14	17c	Jason RIDGEWAY	10:48.177	3	-	1 [4:12.145]	1 [4:11.344]	1 [2:32.561]	-	-	0 [-7.873]	
15	12a	Kevin CAMERON	10:55.887	3	-	1 [4:58.923]	1 [3:49.997]	1 [2:20.352]	-	0 [-5.354]	0 [-8.031]	
16	28b	Andrew GODDARD	11:05.268	3	-	1 [4:07.371]	1 [4:13.362]	1 [2:28.696]	0 [1:00.000]	0 [-36.368]	0 [-7.793]	
17	14c	Rob JACKMAN	11:45.256	3	-	1 [4:13.686]	1 [4:18.884]	1 [2:34.017]	0 [1:00.000]	0 [-13.332]	0 [-7.999]	
18	19a	Peter TARENIDIS	21:22.201	3	-	1 [4:19.914]	1 [4:39.508]	1 [2:39.555]	0 [10:00.000]	0 [-8.388]	0 [-8.388]	
19	12c	Paul COLLINS	23:04.518	3	-	1 [4:16.138]	1 [4:26.971]	1 [2:40.735]	0 [13:00.000]	) [-1:11.120]	0 [-8.206]	
20	19b	Kevin WHAMOND	25:44.589	3	-	1 [4:34.347]	1 [4:43.777]	1 [2:57.708]	0 [15:00.000]	) [-1:22.413]	0 [-8.830]	
21	19c	Jonathan WOOD	27:24.585	3	) [10.000]	1 [3:37.738]	1 [3:52.982]	1 [2:29.480]	0 [18:00.000]	0 [-38.413]	0 [-7.202]	
22	18b	Andrew SEEBER	38:18.921	3	-	1 [4:10.931]	1 [8:30.212]	1 [2:28.730]	0 [24:00.000]	0 [-40.034]	0 [-10.918]	
23	13a	Daryl EMMETT	48:32.904	3	-	1 [3:48.990]	1 [3:50.228]	1 [2:27.672]	0 [39:00.000]	0 [-26.703]	0 [-7.283]	
24	10c	Mark BODDY	1:01:18.019	3	-	1 [4:34.466]	1 [4:51.732]	1 [2:44.427]	0 [50:00.000]	0 [-43.838]	0 [-8.768]	
25	11b	Paul BOWDEN	1:08:55.666	3	-	1 [4:02.784]	1 [4:11.456]	1 [2:27.641]	0 [59:00.000]	0 [-46.215]	-	
26	16a	William LYNAGH	2:09:43.818	3	-	1 [4:01.114]	1 [4:03.222]	1 [2:27.502]	) [2:00:00.000]	0 [-40.438]	0 [-7.582]	
27	17b	Russell ROBINSON	2:07:53.168	2	-	1 [4:03.717]	1 [4:17.520]	-	) [2:00:00.000]	0 [-22.054]	0 [-6.015]	
28	13c	Grant FRANKLIN	2:08:30.201	2	) [10.000]	1 [4:02.217]	1 [4:32.393]	-	) [2:00:00.000]	0 [-8.234]	0 [-6.175]	
29	15b	Gregory KAY	2:09:33.764	2	-	1 [3:49.700]	1 [6:18.101]	-	) [2:00:00.000]	0 [-26.743]	0 [-7.294]	
30	15c	Hugh LITCHFIELD	2:00:00.000	0	-	-	-	-	) [2:00:00.000]	-	-	
31	13b	Dean FISHER	2:00:00.000	0	-	-	-	-	) [2:00:00.000]	-	-	

## V4 - Pre 1988

1	22c	Geoffrey BALLARD	8:21.140	3	-	1 [3:12.454]	1 [3:32.051]	1 [2:10.901]	-	0 [-34.266]	-	
2	37a	Brett STEEL	8:34.580	3	-	1 [3:16.459]	1 [3:32.162]	1 [2:07.400]	-	0 [-21.441]	-	
3	27a	Adrian FITZGERALD	8:42.949	3	-	1 [3:22.415]	1 [3:36.272]	1 [2:20.019]	-	0 [-35.757]	-	
4	34a	Stephen PHILLIPS	8:46.972	3	-	1 [3:26.653]	1 [3:36.838]	1 [2:14.742]	-	0 [-31.261]	-	
5	23b	Gary BROWN	8:47.464	3	-	1 [3:20.710]	1 [3:39.005]	1 [2:16.682]	-	0 [-28.933]	-	
6	33b	Robert NOWAK	8:50.016	3	-	1 [3:12.324]	1 [3:28.256]	1 [2:09.436]	-	-	-	
7	31c	Ricky MADDEN	8:51.229	3	-	1 [3:22.685]	1 [3:36.672]	1 [2:14.007]	-	0 [-22.135]	-	

Chief of Timing & Scoring  
Race Director

Orbits




# Australian Three Day Vintage Enduro

1. Day One

Blackwood Victoria 0.000 km

Day One Results with Handicap



Pos	No.	Name	Total Tm	Laps	CS	ST1	ST2	ST3	ST4	AB	BB	Pe
8	24a	Steven CLARKE	9:01.244	3	-	1 [3:33.696]	1 [3:43.754]	1 [2:15.902]	-	0 [-32.108]	-	-
9	32b	Craig MCVEY	9:06.422	3	-	1 [3:25.785]	1 [3:44.261]	1 [2:14.440]	-	0 [-18.064]	-	-
10	33a	Todd NICHOLSON	9:06.524	3	-	1 [3:39.713]	1 [3:37.043]	1 [2:10.178]	-	0 [-20.410]	-	-
11	31b	Wayne LITZOW	9:10.786	3	-	1 [3:33.026]	1 [3:49.535]	1 [2:20.899]	-	0 [-32.674]	-	-
12	23c	Glenn CAPUANO	9:11.368	3	-	1 [3:32.231]	1 [3:41.213]	1 [2:16.151]	-	0 [-18.227]	-	-
13	42a	Kent WORLAND	9:14.904	3	-	1 [3:20.723]	1 [3:41.949]	1 [2:12.232]	-	-	-	-
14	40c	Steven WALKER	9:16.918	3	-	1 [3:29.374]	1 [3:43.947]	1 [2:14.963]	-	0 [-11.366]	-	-
15	37c	David STUART	9:20.950	3	-	1 [3:38.110]	1 [3:49.158]	1 [2:24.451]	-	0 [-30.769]	-	-
16	35a	David SALT	9:22.120	3	-	1 [3:31.941]	1 [3:44.921]	1 [2:19.081]	-	0 [-13.823]	-	-
17	31a	John LIDDELL	9:23.622	3	-	1 [3:36.760]	1 [3:51.488]	1 [2:23.792]	-	0 [-28.418]	-	-
18	40a	Richard VANDENHAM	9:24.646	3	-	1 [3:31.969]	1 [3:55.204]	1 [2:21.000]	-	0 [-16.469]	0 [-7.058]	-
19	28a	Dean GARRO	9:26.078	3	-	1 [3:32.524]	1 [3:53.169]	1 [2:16.692]	-	0 [-16.307]	-	-
20	26c	Russell FITTON	9:26.227	3	-	1 [3:28.986]	1 [3:40.327]	1 [2:16.914]	-	-	-	-
21	35c	Raymond SCOTT	9:32.267	3	-	1 [3:28.215]	1 [3:50.314]	1 [2:23.043]	-	0 [-9.305]	-	-
22	25a	Andrew DENNETT	9:39.815	3	-	1 [3:44.198]	1 [3:43.422]	1 [2:21.623]	-	0 [-9.428]	-	-
23	40b	Anthony VICTOR	9:39.838	3	-	1 [3:32.762]	1 [3:53.490]	1 [2:23.014]	-	0 [-9.428]	-	-
24	34b	Deeds RAYMOND	9:47.890	3	-	1 [3:57.048]	1 [3:55.259]	1 [2:25.225]	-	0 [-29.642]	-	-
25	24c	Christopher COULSON	9:51.229	3	-	1 [3:41.733]	1 [3:53.992]	1 [2:25.117]	-	0 [-9.613]	-	-
26	27b	John FLEITER	9:51.908	3	-	1 [3:43.001]	1 [3:59.783]	1 [2:23.679]	-	0 [-14.555]	-	-
27	29c	John HARRISON	9:56.062	3	-	1 [4:03.531]	1 [4:10.990]	1 [2:33.373]	-	0 [-51.832]	-	-
28	36b	Rob SHOEMARK	9:59.896	3	) [10.000]	1 [3:56.131]	1 [4:03.715]	1 [2:25.044]	-	0 [-34.994]	-	-
29	37b	Darren STEPHENS	10:00.843	3	-	1 [3:42.219]	1 [4:01.651]	1 [2:29.235]	-	0 [-12.262]	-	-
30	39b	Simon TWARTZ	10:13.104	3	-	1 [3:45.878]	1 [3:56.747]	1 [2:30.479]	-	-	-	-
31	38b	Shane TAYLOR	10:14.042	3	-	1 [3:51.554]	1 [4:08.291]	1 [2:24.181]	-	0 [-9.984]	-	-
32	32a	Gordon MCQUEEN	10:18.511	3	-	1 [3:30.729]	1 [3:46.073]	1 [2:20.172]	0 [1:00.000]	0 [-18.463]	-	-
33	36a	Nathan SENIOR	10:24.717	3	) [10.000]	1 [4:07.700]	1 [3:46.172]	1 [2:20.845]	-	-	-	-
34	25c	Colin ELLEN	10:27.014	3	-	1 [3:52.726]	1 [4:10.403]	1 [2:23.885]	-	-	-	-
35	32c	Peter MORGAN	10:34.937	3	-	1 [4:16.350]	1 [4:17.116]	1 [2:36.299]	-	0 [-34.828]	-	-
36	29b	Andrew HANK	10:55.055	3	-	1 [3:44.605]	1 [3:53.281]	1 [2:29.313]	0 [1:00.000]	0 [-12.144]	-	-
37	25b	James DUGGAN	12:18.128	3	-	1 [3:51.451]	1 [4:07.312]	1 [2:39.799]	0 [2:00.000]	0 [-20.434]	-	-
38	26b	Scott FAGAN	17:26.746	3	-	1 [3:44.655]	1 [4:07.749]	1 [2:34.342]	0 [7:00.000]	-	-	-

Chief of Timing & Scoring

Orbits

Race Director

www.mylaps.com

Licensed to: Snap Timing




# Australian Three Day Vintage Enduro

1. Day One

Blackwood Victoria 0.000 km

Day One Results with Handicap



Pos	No.	Name	Total Tm	Laps	CS	ST1	ST2	ST3	ST4	AB	BB	Pe
39	35b	Anthony SAWREY	18:15.357	3	-	1 [4:32.865]	1 [5:12.431]	1 [3:00.701]	0 [6:00.000]	0 [-21.448]	0 [-9.192]	
40	41b	Glenn WILLCOX	19:28.652	3	-	1 [3:45.562]	1 [4:15.924]	1 [2:27.554]	0 [10:00.000]	) [-1:00.388]	-	
41	30b	Ian HOLDER	23:46.692	3	-	1 [4:09.562]	1 [4:33.632]	1 [2:53.672]	0 [13:00.000]	0 [-50.174]	-	
42	34c	Colin ROBBINS	34:06.031	3	-	1 [4:35.658]	1 [4:42.594]	1 [2:45.695]	0 [23:00.000]	0 [-57.916]	-	
43	27c	Heath FORSYTHE	51:37.297	3	-	1 [3:53.257]	1 [4:11.247]	1 [43:32.793]	-	-	-	
44	30a	Johnathon HICKS	53:47.474	3	-	1 [4:13.817]	1 [4:04.420]	1 [2:29.237]	0 [43:00.000]	-	-	
45	24b	Ken COTTINGHAM	54:38.468	3	-	1 [4:58.439]	1 [5:19.184]	1 [3:27.446]	0 [41:00.000]	0 [-6.601]	-	
46	16b	David MURRAY	1:03:02.369	3	-	1 [4:50.537]	1 [4:55.838]	1 [2:49.755]	0 [52:00.000]	) [-1:24.687]	0 [-9.074]	
47	39c	Mark TYLER	1:16:47.244	3	-	1 [5:29.861]	1 [4:56.925]	1 [3:02.543]	) [1:04:00.000]	0 [-42.085]	-	
48	30c	Rodney JONES	2:07:49.749	2	-	1 [3:55.389]	1 [4:11.903]	-	) [2:00:00.000]	0 [-17.543]	-	
49	23a	Howard BRITTEN	2:09:06.658	2	-	1 [4:04.470]	1 [5:34.617]	-	) [2:00:00.000]	0 [-32.429]	-	
50	38a	David TATE	2:09:37.002	2	-	1 [7:40.072]	-	1 [2:23.487]	) [2:00:00.000]	0 [-26.557]	-	
51	26a	Adam EVANS	2:03:50.143	1	-	1 [3:55.802]	0 [0.000]	-	) [2:00:00.000]	0 [-5.659]	-	

VU

1	48c	Rodney PHILLIPS	8:34.899	3	-	1 [3:08.998]	1 [3:25.160]	1 [2:00.741]	-	-	-	
2	46c	Vivien JACOB	8:40.432	3	-	1 [3:08.534]	1 [3:24.681]	1 [2:07.217]	-	-	-	
3	49c	Kristian SPRENGER	8:40.793	3	-	1 [3:17.986]	1 [3:18.540]	1 [2:04.267]	-	-	-	
4	45a	Cameron BULLEN	9:01.900	3	-	1 [3:25.514]	1 [3:32.020]	1 [2:10.948]	-	-	0 [-6.582]	
5	48b	Scott NOBLE	9:10.079	3	) [10.000]	1 [3:16.906]	1 [3:35.234]	1 [2:07.939]	-	-	-	
6	45b	Graham BULLOCK	9:28.567	3	-	1 [3:32.556]	1 [3:53.385]	1 [2:21.422]	-	-	0 [-18.796]	
7	47b	Dale MADDEN	9:37.648	3	-	1 [3:29.727]	1 [3:58.119]	1 [2:09.802]	-	-	-	
8	44b	Steven BRITT	9:37.876	3	-	1 [3:29.554]	1 [3:48.856]	1 [2:19.466]	-	-	-	
9	49a	Jordan PHILLIPS	10:15.170	3	-	1 [4:07.865]	1 [3:51.842]	1 [2:15.463]	-	-	-	
10	46a	Shane FLOWERS	10:23.181	3	-	1 [3:49.460]	1 [4:03.816]	1 [2:29.905]	-	-	-	
11	48a	Leigh PETERSON	10:40.599	3	-	1 [4:09.405]	1 [4:14.193]	1 [2:17.001]	-	-	-	
12	45c	Ryan DEW	14:46.054	3	-	1 [3:41.014]	1 [3:49.345]	1 [2:22.813]	0 [5:00.000]	-	0 [-7.118]	
13	49b	Curtis PULLINGER	19:19.425	3	-	1 [3:51.634]	1 [3:57.505]	1 [2:30.286]	0 [9:00.000]	-	-	
14	44c	Cameron BRITTEN	30:08.982	3	-	1 [5:05.835]	1 [5:01.678]	1 [3:01.469]	0 [17:00.000]	-	-	
15	47a	Troy JEZIERSKI	33:50.812	3	-	1 [5:01.195]	1 [4:12.443]	1 [2:37.174]	0 [22:00.000]	-	-	
16	46b	Ashly HICKS	37:08.632	3	-	1 [4:04.226]	1 [4:33.692]	1 [2:38.835]	0 [26:00.000]	-	0 [-8.121]	

Chief of Timing & Scoring  
Race Director

Orbits




# Australian Three Day Vintage Enduro

1. Day One

Blackwood Victoria 0.000 km

Day One Results with Handicap



Pos	No.	Name	Total Tm	Laps	CS	ST1	ST2	ST3	ST4	AB	BB	Pe
17	47c	Callum MORRISON	2:06:37.808	2	-	1 [3:13.396]	1 [3:24.412]	-	) [2:00:00.000]	-	-	
VW - Women												
1	20a	Stacey HEANEY	25:10.932	3	-	1 [4:17.500]	1 [4:23.069]	1 [2:30.363]	0 [14:00.000]	-	-	