




Australian Three Day Vintage Enduro

3. Day Three

Blackwood Victoria 0.000 km

Day Three Results with Handicap



Pos	No.	Name	Total Tm	Laps	CS	ST1	ST2	ST3	ST4	AB	BB	TP
V1 - Pre 1976												
1	02a	Stephen MARTIN	34:58.461	8	-	1 [4:49.556]	1 [5:08.659]	1 [3:02.639]	5 [13:23.354]	0 [-1:28.716]	0 [-57.031]	0 [11:00.000]
2	02c	John O'BRIEN	2:08:54.896	2	-	0 [0.000]	1 [5:32.232]	1 [3:54.395]	-	0 [-13.599]	0 [-18.132]	[2:00:00.000]
3	03a	Matthew PAGDIN	2:00:00.000	0	-	-	-	-	-	-	-	[2:00:00.000]
4	01a	John CAHILL	2:00:00.000	0	-	-	-	-	-	-	-	[2:00:00.000]
5	02b	John MCCLEAN	2:00:00.000	0	-	-	-	-	-	-	-	[2:00:00.000]
V2 - Pre 1980												
1	06c	Phil GREEN	19:27.400	8	-	1 [3:42.284]	1 [3:51.102]	1 [2:10.428]	5 [10:42.446]	0 [-19.620]	0 [-39.240]	-
2	06a	Tim DARMANIN	20:11.134	8	-	1 [3:27.700]	1 [3:47.734]	1 [2:17.619]	5 [11:18.119]	-	0 [-40.038]	-
3	05c	David CRAMPTON	20:12.903	8	-	1 [3:29.157]	1 [3:40.021]	1 [2:11.195]	5 [11:00.922]	0 [-29.311]	0 [-39.081]	0 [1:00.000]
4	05b	Linton COX	21:04.606	8	-	1 [3:55.225]	1 [3:55.137]	1 [2:22.623]	5 [11:49.825]	0 [-15.874]	0 [-42.330]	-
5	06b	Richard DYKE	34:20.319	8	-	1 [4:18.690]	1 [4:49.325]	1 [2:44.814]	5 [12:31.940]	0 [-11.718]	0 [-52.732]	0 [11:00.000]
6	08a	Howard THOMAS	33:55.215	7) [10.000]	1 [4:38.851]	1 [5:04.355]	1 [2:48.889]	4 [11:02.923]	0 [-2:04.522]	0 [-45.281]	0 [13:00.000]
7	07b	Stephen MCCRAE	2:12:17.358	3	-	1 [5:22.807]	1 [4:38.779]	1 [2:52.950]	-	0 [-12.393]	0 [-24.785]	[2:00:00.000]
8	07c	Rick STEVENSON	2:00:00.000	0	-	-	-	-	-	-	-	[2:00:00.000]
9	07a	Mckewen HOSKING	2:00:00.000	0	-	-	-	-	-	-	-	[2:00:00.000]
10	05a	Russell BENTLEY	2:00:00.000	0	-	-	-	-	-	-	-	[2:00:00.000]
V3 - Pre 1984												
1	18a	Noel SCHULZ	19:25.969	8	-	1 [3:35.482]	1 [3:52.140]	1 [2:18.168]	5 [11:16.081]	0 [-55.522]	0 [-40.380]	-
2	18c	Ashley SPRENGER	19:43.248	8	-	1 [3:32.774]	1 [3:46.322]	1 [2:19.327]	5 [11:09.729]	0 [-49.926]	0 [-14.978]	-
3	17a	Craig RALPH	19:43.435	8	-	1 [3:38.460]	1 [3:53.075]	1 [2:17.639]	5 [11:31.599]	0 [-1:21.969]	0 [-15.369]	-
4	14a	Andrew HAMILTON	20:12.249	8	-	1 [3:30.716]	1 [3:44.130]	1 [2:12.268]	5 [10:43.231]	0 [-43.572]	0 [-14.524]	0 [1:00.000]
5	11a	John BOAG	20:13.077	8	-	1 [3:37.466]	1 [3:48.214]	1 [2:22.323]	5 [13:29.551]	0 [-2:47.706]	0 [-16.771]	-
6	12a	Kevin CAMERON	20:22.307	8	-	1 [3:37.206]	1 [3:58.085]	1 [2:19.621]	5 [10:52.340]	0 [-9.978]	0 [-14.967]	-
7	11c	Chris BULLEN	20:46.786	8	-	1 [3:42.879]	1 [3:52.413]	1 [2:21.567]	5 [11:31.143]	0 [-41.216]	-	-
8	12b	Rod CHRISTIANS	20:49.860	8) [10.000]	1 [3:38.035]	1 [3:58.419]	1 [2:23.616]	5 [11:36.855]	0 [-41.502]	0 [-15.563]	-
9	16c	Bryan NOBLE	20:52.360	8	-	1 [3:45.944]	1 [4:04.270]	1 [2:24.687]	5 [12:20.467]	0 [-1:26.744]	0 [-16.264]	-
10	13a	Daryl EMMETT	20:58.065	8	-	1 [3:39.244]	1 [3:50.022]	1 [2:22.374]	5 [11:17.497]	0 [-55.842]	0 [-15.230]	0 [1:00.000]

Chief of Timing & Scoring

Race Director

Orbits

www.mylaps.com

Licensed to: Snap Timing




Australian Three Day Vintage Enduro

3. Day Three

Blackwood Victoria 0.000 km

Day Three Results with Handicap



Pos	No.	Name	Total Tm	Laps	CS	ST1	ST2	ST3	ST4	AB	BB	TP
11	28c	Jonathan GUY	21:03.216	8	-	1 [3:43.948]	1 [4:12.279]	1 [2:29.977]	5 [12:03.386]	0 [-1:10.179]	0 [-16.195]	-
12	15a	Darren JUTSON	22:14.375	8	-	1 [3:28.909]	1 [4:02.486]	1 [2:27.796]	5 [13:16.598]	0 [-44.665]	0 [-16.749]	-
13	17c	Jason RIDGEWAY	22:15.095	8	-	1 [3:54.938]	1 [4:11.138]	1 [2:28.727]	5 [11:56.508]	-	0 [-16.216]	-
14	14b	Spencer HARRISON	22:38.941	8	-	1 [3:36.190]	1 [3:57.617]	1 [2:21.056]	5 [13:29.100]	0 [-35.374]	0 [-9.648]	-
15	28b	Andrew GODDARD	22:42.885	8	-	1 [3:56.905]	1 [4:21.725]	1 [2:20.693]	5 [12:38.622]	0 [-1:18.285]	0 [-16.775]	0 [1:00.000]
16	14c	Rob JACKMAN	23:36.747	8	-	1 [4:51.095]	1 [4:39.610]	1 [2:32.174]	5 [12:20.703]	0 [-29.272]	0 [-17.563]	-
17	12c	Paul COLLINS	30:31.255	8	-	1 [4:12.588]	1 [4:23.352]	1 [2:36.820]	5 [12:00.062]	0 [-2:24.853]	0 [-16.714]	0 [10:00.000]
18	10b	Chris HAMPSON	44:39.103	8	-	1 [4:09.039]	1 [4:01.615]	1 [2:53.909]	5 [11:34.331]	0 [-59.791]	-	0 [23:00.000]
19	10c	Mark BODDY	1:05:21.234	8	-	1 [5:03.654]	1 [5:22.096]	1 [2:58.275]	5 [12:50.580]	0 [-1:34.476]	0 [-18.895]	0 [41:00.000]
20	19a	Peter TARENIDIS	2:22:44.381	8	-	1 [3:57.364]	1 [4:16.914]	1 [2:40.057]	5 [12:23.596]	0 [-16.775]	0 [-16.775]	[2:00:00.000]
21	19c	Jonathan WOOD	2:09:03.887	3	-	1 [3:37.797]	1 [3:51.618]	1 [2:19.207]	-	0 [-37.672]	0 [-7.063]	[2:00:00.000]
22	19b	Kevin WHAMOND	2:00:00.000	0	-	-	-	-	-	-	-	[2:00:00.000]
23	18b	Andrew SEEBER	2:00:00.000	0	-	-	-	-	-	-	-	[2:00:00.000]
24	11b	Paul BOWDEN	2:00:00.000	0	-	-	-	-	-	-	-	[2:00:00.000]
25	17b	Russell ROBINSON	2:00:00.000	0	-	-	-	-	-	-	-	[2:00:00.000]
26	15c	Hugh LITCHFIELD	2:00:00.000	0	-	-	-	-	-	-	-	[2:00:00.000]
27	15b	Gregory KAY	2:00:00.000	0	-	-	-	-	-	-	-	[2:00:00.000]
28	13b	Dean FISHER	2:00:00.000	0	-	-	-	-	-	-	-	[2:00:00.000]
29	16a	William LYNAGH	2:00:00.000	0	-	-	-	-	-	-	-	[2:00:00.000]
30	13c	Grant FRANKLIN	2:00:10.000	0) [10.000]	-	-	-	-	-	-	[2:00:00.000]

V4 - Pre 1988

1	22c	Geoffrey BALLARD	17:36.810	8	-	1 [3:13.685]	1 [3:29.530]	1 [2:09.036]	5 [9:56.819]	0 [-1:12.260]	-	-
2	37a	Brett STEEL	17:56.203	8	-	1 [3:09.202]	1 [3:28.827]	1 [2:05.729]	5 [9:57.287]	0 [-44.842]	-	-
3	34a	Stephen PHILLIPS	18:13.862	8	-	1 [3:22.467]	1 [3:42.304]	1 [2:11.334]	5 [10:02.647]	0 [-1:04.890]	-	-
4	23b	Gary BROWN	18:30.562	8	-	1 [3:21.692]	1 [3:34.540]	1 [2:37.054]	5 [9:58.193]	0 [-1:00.917]	-	-
5	32b	Craig MCVEY	18:36.977	8) [10.000]	1 [3:15.881]	1 [3:37.588]	1 [2:09.551]	5 [10:00.551]	0 [-36.594]	-	-
6	24a	Steven CLARKE	18:39.625	8	-	1 [3:26.863]	1 [3:43.568]	1 [2:11.913]	5 [10:23.699]	0 [-1:06.418]	-	-
7	33a	Todd NICHOLSON	18:44.995	8	-	1 [3:40.513]	1 [3:41.205]	1 [2:06.524]	5 [9:58.765]	0 [-42.012]	-	-
8	31b	Wayne LITZOW	19:01.388	8	-	1 [3:36.430]	1 [3:43.665]	1 [2:15.981]	5 [10:33.021]	0 [-1:07.709]	-	-
9	33b	Robert NOWAK	19:01.550	8	-	1 [3:07.388]	1 [3:27.706]	1 [2:06.435]	5 [10:20.021]	-	-	-

Chief of Timing & Scoring
Race Director

Orbits




Australian Three Day Vintage Enduro

3. Day Three

Blackwood Victoria 0.000 km

Day Three Results with Handicap



Pos	No.	Name	Total Tm	Laps	CS	ST1	ST2	ST3	ST4	AB	BB	TP
10	25a	Andrew DENNETT	19:18.436	8	-	1 [3:23.576]	1 [3:39.176]	1 [2:18.289]	5 [10:16.231]	0 [-18.836]	-	-
11	28a	Dean GARRO	19:18.653	8	-	1 [3:28.980]	1 [3:34.996]	1 [2:14.200]	5 [10:33.854]	0 [-33.377]	-	-
12	42a	Kent WORLAND	19:19.205	8	-	1 [3:24.765]	1 [3:39.172]	1 [2:14.076]	5 [10:01.192]	-	-	-
13	31a	John LIDDELL	19:28.610	8	-	1 [3:28.985]	1 [3:51.983]	1 [2:20.024]	5 [10:46.539]	0 [-58.921]	-	-
14	41b	Glenn WILLCOX	19:34.570	8	-	1 [3:53.493]	1 [4:21.675]	1 [2:26.338]	5 [10:57.797]	0 [-2:04.733]	-	-
15	23c	Glenn CAPUANO	19:41.618	8	-	1 [3:31.799]	1 [3:44.942]	1 [2:21.487]	5 [10:42.452]	0 [-39.062]	-	-
16	37c	David STUART	19:43.158	8	-	1 [3:47.100]	1 [3:54.117]	1 [2:23.356]	5 [10:43.484]	0 [-1:04.899]	-	-
17	26c	Russell FITTON	19:43.803	8	-	1 [3:28.223]	1 [3:40.631]	1 [2:17.855]	5 [10:17.094]	-	-	-
18	40c	Steven WALKER	19:48.206	8	-	1 [3:35.863]	1 [3:47.487]	1 [2:16.328]	5 [10:32.777]	0 [-24.249]	-	-
19	34b	Deeds RAYMOND	19:48.374	8	-	1 [3:45.014]	1 [3:54.811]	1 [2:25.929]	5 [10:42.538]	0 [-59.918]	-	-
20	35a	David SALT	19:57.794	8) [10.000]	1 [3:31.003]	1 [3:43.982]	1 [2:17.601]	5 [10:44.416]	0 [-29.208]	-	-
21	38a	David TATE	20:02.869	8	-	1 [3:45.305]	1 [4:19.892]	1 [2:19.941]	5 [10:33.093]	0 [-55.362]	-	-
22	35c	Raymond SCOTT	20:09.697	8	-	1 [3:26.578]	1 [3:53.089]	1 [2:20.253]	5 [10:49.447]	0 [-19.670]	-	-
23	32a	Gordon MCQUEEN	20:16.663	8	-	1 [3:26.383]	1 [3:37.584]	1 [2:14.116]	5 [11:38.800]	0 [-40.220]	-	-
24	36b	Rob SHOEMARK	20:17.904	8	-	1 [3:56.353]	1 [4:04.726]	1 [2:30.206]	5 [10:58.868]	0 [-1:12.249]	-	-
25	29b	Andrew HANK	20:20.231	8	-	1 [3:44.284]	1 [4:01.410]	1 [2:26.109]	5 [10:33.331]	0 [-24.903]	-	-
26	25b	James DUGGAN	20:20.390	8	-	1 [3:37.776]	1 [3:44.970]	1 [2:21.794]	5 [11:16.193]	0 [-40.343]	-	-
27	36a	Nathan SENIOR	20:26.913	8	-	1 [3:38.190]	1 [3:53.237]	1 [2:24.597]	5 [10:30.889]	-	-	-
28	40b	Anthony VICTOR	20:31.136	8	-	1 [3:49.658]	1 [3:53.955]	1 [2:21.849]	5 [10:45.692]	0 [-20.018]	-	-
29	39b	Simon TWARTZ	20:42.804	8	-	1 [3:38.317]	1 [3:55.801]	1 [2:27.389]	5 [10:41.297]	-	-	-
30	27b	John FLEITER	20:43.928	8	-	1 [3:45.662]	1 [4:03.308]	1 [2:23.932]	5 [11:01.614]	0 [-30.588]	-	-
31	37b	Darren STEPHENS	20:48.464	8	-	1 [3:43.578]	1 [3:59.007]	1 [2:25.714]	5 [11:05.644]	0 [-25.479]	-	-
32	24c	Christopher COULSON	21:12.808	8	-	1 [4:01.602]	1 [4:27.897]	1 [2:23.980]	5 [10:40.025]	0 [-20.696]	-	-
33	25c	Colin ELLEN	21:20.811	8	-	1 [3:43.771]	1 [4:04.730]	1 [2:22.736]	5 [11:09.574]	-	-	-
34	27c	Heath FORSYTHE	21:37.456	8) [10.000]	1 [3:56.225]	1 [4:09.770]	1 [2:29.766]	5 [10:51.695]	-	-	-
35	36c	Adam SKURKA	21:38.798	8	-	1 [3:48.913]	1 [4:16.799]	1 [2:37.924]	5 [11:05.636]	0 [-10.474]	-	-
36	26b	Scott FAGAN	22:59.951	8	-	1 [3:57.312]	1 [5:15.619]	1 [2:31.963]	5 [11:15.057]	-	-	-
37	30b	Ian HOLDER	27:57.347	8	-	1 [4:13.034]	1 [4:26.160]	1 [2:49.602]	5 [12:10.759]	0 [-1:42.208]	-	0 [6:00.000]
38	40a	Richard VANDENHAM	29:35.876	8	-	1 [3:31.943]	1 [3:53.562]	1 [2:19.677]	5 [10:39.688]	0 [-34.296]	0 [-14.698]	0 [10:00.000]
39	35b	Anthony SAWREY	31:01.433	8	-	1 [4:37.999]	1 [5:09.082]	1 [2:58.517]	5 [13:18.395]	0 [-43.792]	0 [-18.768]	0 [6:00.000]
40	30a	Johnathon HICKS	51:25.985	8	-	1 [4:17.614]	1 [4:02.872]	1 [2:22.017]	5 [16:43.482]	-	-	0 [24:00.000]

Chief of Timing & Scoring

Race Director

Orbits

www.mylaps.com

Licensed to: Snap Timing




Australian Three Day Vintage Enduro

3. Day Three

Blackwood Victoria 0.000 km

Day Three Results with Handicap



Pos	No.	Name	Total Tm	Laps	CS	ST1	ST2	ST3	ST4	AB	BB	TP
41	38b	Shane TAYLOR	2:20:35.410	8	-	1 [3:46.838]	1 [3:55.478]	1 [2:28.541]	5 [10:44.641]	0 [-20.088]	-	[2:00:00.000]
42	23a	Howard BRITTEN	2:27:04.841	8	-	1 [3:59.483]	1 [4:24.627]	1 [2:43.420]	5 [17:33.700]	0 [-1:36.389]	-	[2:00:00.000]
43	39c	Mark TYLER	2:00:00.000	0	-	-	-	-	-	-	-	[2:00:00.000]
44	32c	Peter MORGAN	2:00:00.000	0	-	-	-	-	-	-	-	[2:00:00.000]
45	29c	John HARRISON	2:00:00.000	0	-	-	-	-	-	-	-	[2:00:00.000]
46	27a	Adrian FITZGERALD	2:00:00.000	0	-	-	-	-	-	-	-	[2:00:00.000]
47	24b	Ken COTTINGHAM	2:00:00.000	0	-	-	-	-	-	-	-	[2:00:00.000]
48	16b	David MURRAY	2:00:00.000	0	-	-	-	-	-	-	-	[2:00:00.000]
49	30c	Rodney JONES	2:00:00.000	0	-	-	-	-	-	-	-	[2:00:00.000]
50	31c	Ricky MADDEN	2:00:10.000	0) [10.000]	-	-	-	-	-	-	[2:00:00.000]

VU

1	49c	Kristian SPRENGER	17:46.445	8	-	1 [3:03.639]	1 [3:24.006]	1 [2:02.607]	5 [9:16.193]	-	-	-
2	48c	Rodney PHILLIPS	17:49.010	8	-	1 [3:07.854]	1 [3:24.913]	1 [2:03.356]	5 [9:12.887]	-	-	-
3	46c	Vivien JACOB	18:07.418	8	-	1 [3:08.581]	1 [3:30.348]	1 [2:09.177]	5 [9:19.312]	-	-	-
4	45a	Cameron BULLEN	18:30.169	8	-	1 [3:23.278]	1 [3:33.973]	1 [2:15.659]	5 [9:30.743]	-	0 [-13.484]	-
5	47b	Dale MADDEN	18:53.971	8) [10.000]	1 [3:21.405]	1 [3:42.941]	1 [2:07.274]	5 [9:32.351]	-	-	-
6	49a	Jordan PHILLIPS	18:58.411	8	-	1 [3:26.837]	1 [3:45.837]	1 [2:10.066]	5 [9:35.671]	-	-	-
7	44b	Steven BRITT	20:19.257	8	-	1 [3:29.100]	1 [3:51.588]	1 [2:24.592]	5 [10:33.977]	-	-	-
8	49b	Curtis PULLINGER	20:37.703	8	-	1 [3:49.290]	1 [4:03.431]	1 [2:25.108]	5 [10:19.874]	-	-	-
9	46a	Shane FLOWERS	21:07.155	8	-	1 [3:50.721]	1 [4:13.933]	1 [2:24.826]	5 [10:37.675]	-	-	-
10	46b	Ashly HICKS	21:23.400	8	-	1 [4:05.889]	1 [4:16.563]	1 [2:33.422]	5 [10:43.114]	-	0 [-15.588]	-
11	45b	Graham BULLOCK	21:45.224	8	-	1 [3:43.218]	1 [4:00.045]	1 [2:20.951]	5 [10:20.191]	-	0 [-39.181]	0 [2:00.000]
12	48a	Leigh PETERSON	22:37.387	8	-	1 [3:32.039]	1 [4:07.826]	1 [2:31.782]	5 [12:25.740]	-	-	-
13	45c	Ryan DEW	22:38.572	8	-	1 [4:03.322]	1 [3:56.396]	1 [2:29.658]	5 [12:25.697]	-	0 [-16.501]	-
14	44c	Cameron BRITTEN	37:49.312	8	-	1 [4:25.429]	1 [4:39.109]	1 [3:54.586]	5 [11:50.188]	-	-	0 [13:00.000]
15	48b	Scott NOBLE	10.000	0) [10.000]	-	-	-	-	-	-	-
16	47c	Callum MORRISON	2:00:00.000	0	-	-	-	-	-	-	-	[2:00:00.000]
17	47a	Troy JEZIEWSKI	2:00:00.000	0	-	-	-	-	-	-	-	[2:00:00.000]

VW - Women




Australian Three Day Vintage Enduro

3. Day Three

Blackwood Victoria 0.000 km

Day Three Results with Handicap



Pos	No.	Name	Total Tm	Laps	CS	ST1	ST2	ST3	ST4	AB	BB	TP
1	20a	Stacey HEANEY	33:07.813	8	-	1 [4:25.064]	1 [4:29.664]	1 [2:31.411]	5 [10:41.674]	-	-	0 [11:00.000]