




Australian Three Day Vintage Enduro

2. Day Two

Blackwood Victoria 0.000 km

Day Two Results with Handicap



Pos	No.	Name	Total Tm	Laps	CS	ST1	ST2	ST3	ST4	AB	BB	TP
V1 - Pre 1976												
1	02a	Stephen MARTIN	30:56.754	4	-	1 [3:50.794]	1 [12:02.541]	1 [11:51.603]	1 [4:07.787]	0 [-1:47.113]	0 [-1:08.858]	0 [2:00.000]
2	03a	Matthew PAGDIN	2:00:00.000	0	-	-	-	-	-	-	-	[2:00:00.000]
3	01a	John CAHILL	2:00:00.000	0	-	-	-	-	-	-	-	[2:00:00.000]
4	02c	John O'BRIEN	2:00:00.000	0	-	-	-	-	-	-	-	[2:00:00.000]
5	02b	John MCCLEAN	2:00:00.000	0	-	-	-	-	-	-	-	[2:00:00.000]
V2 - Pre 1980												
1	06c	Phil GREEN	23:39.837	4	-	1 [3:06.252]	1 [9:35.544]	1 [9:08.890]	1 [3:00.740]	0 [-23.863]	0 [-47.726]	-
2	06a	Tim DARMANIN	24:15.689	4	-	1 [3:10.770]	1 [9:35.568]	1 [9:13.757]	1 [3:03.716]	-	0 [-48.122]	-
3	06b	Richard DYKE	29:20.306	4	-	1 [3:49.459]	1 [11:18.834]	1 [11:45.448]	1 [3:47.584]	0 [-14.731]	0 [-1:06.288]	-
4	05b	Linton COX	38:55.554	4	-	1 [3:13.480]	1 [11:02.091]	1 [10:25.134]	1 [3:20.000]	0 [-17.768]	0 [-47.383]	0 [12:00.000]
5	05c	David CRAMPTON	41:18.277	4) [10.000]	1 [3:06.946]	1 [27:58.518]	1 [9:09.962]	1 [3:19.274]	0 [-1:02.753]	0 [-1:23.670]	-
6	08a	Howard THOMAS	48:46.982	4	-	1 [3:59.813]	1 [12:03.010]	1 [11:46.225]	1 [3:45.250]	0 [-2:46.698]	0 [-1:00.618]	0 [21:00.000]
7	07b	Stephen MCCRAE	2:14:07.003	2	-	1 [3:29.415]	1 [11:20.294]	-	-	0 [-14.235]	0 [-28.471]	[2:00:00.000]
8	07c	Rick STEVENSON	2:00:00.000	0	-	-	-	-	-	-	-	[2:00:00.000]
9	07a	Mckewen HOSKING	2:00:00.000	0	-	-	-	-	-	-	-	[2:00:00.000]
10	05a	Russell BENTLEY	2:00:00.000	0	-	-	-	-	-	-	-	[2:00:00.000]
V3 - Pre 1984												
1	11a	John BOAG	21:59.036	4	-	1 [3:10.244]	1 [9:44.600]	1 [9:21.976]	1 [3:02.807]	0 [-3:02.355]	0 [-18.236]	-
2	18a	Noel SCHULZ	23:40.316	4	-	1 [3:12.401]	1 [9:46.685]	1 [9:30.975]	1 [3:07.077]	0 [-1:07.634]	0 [-49.188]	-
3	18c	Ashley SPRENGER	23:58.875	4) [10.000]	1 [3:11.428]	1 [9:29.714]	1 [9:22.112]	1 [3:03.998]	0 [-1:00.290]	0 [-18.087]	-
4	14b	Spencer HARRISON	24:15.404	4) [10.000]	1 [3:15.270]	1 [9:36.392]	1 [9:30.985]	1 [3:08.502]	0 [-1:07.371]	0 [-18.374]	-
5	17a	Craig RALPH	24:17.838	4	-	1 [3:18.733]	1 [9:56.792]	1 [9:48.022]	1 [3:14.200]	0 [-1:40.976]	0 [-18.933]	-
6	14a	Andrew HAMILTON	24:17.866	4	-	1 [3:11.666]	1 [9:54.664]	1 [9:21.101]	1 [3:03.940]	0 [-55.129]	0 [-18.376]	-
7	28b	Andrew GODDARD	24:25.426	4	-	1 [3:11.307]	1 [10:01.846]	1 [9:49.982]	1 [3:09.210]	0 [-1:28.051]	0 [-18.868]	-
8	11c	Chris BULLEN	24:26.209	4	-	1 [3:10.124]	1 [9:33.798]	1 [9:25.045]	1 [3:05.712]	0 [-48.470]	-	-
9	12a	Kevin CAMERON	24:55.605	4	-	1 [3:12.338]	1 [9:35.275]	1 [9:28.326]	1 [3:10.189]	0 [-12.209]	0 [-18.314]	-
10	12b	Rod CHRISTIANS	25:01.359	4	-	1 [3:21.969]	1 [9:50.424]	1 [9:47.507]	1 [3:10.560]	0 [-50.255]	0 [-18.846]	-

Chief of Timing & Scoring

Orbits

Race Director

www.mylaps.com

Licensed to: Snap Timing




Australian Three Day Vintage Enduro

2. Day Two

Blackwood Victoria 0.000 km

Day Two Results with Handicap



Pos	No.	Name	Total Tm	Laps	CS	ST1	ST2	ST3	ST4	AB	BB	TP
11	16c	Bryan NOBLE	25:13.152	4	-	1 [3:28.218]	1 [10:19.121]	1 [10:09.529]	1 [3:20.742]	0 [-1:44.807]	0 [-19.651]	-
12	12c	Paul COLLINS	25:15.299	4	-	1 [3:32.987]	1 [10:51.796]	1 [10:43.786]	1 [3:25.570]	0 [-2:58.270]	0 [-20.570]	-
13	10b	Chris HAMPSON	25:33.894	4	-	1 [3:24.899]	1 [10:08.976]	1 [9:55.957]	1 [3:14.660]	0 [-1:10.598]	-	-
14	13a	Daryl EMMETT	25:46.435	4) [10.000]	1 [3:11.903]	1 [10:58.904]	1 [9:48.400]	1 [3:08.372]	0 [-1:11.613]	0 [-19.531]	-
15	17c	Jason RIDGEWAY	26:45.537	4	-	1 [3:20.557]	1 [10:28.197]	1 [10:00.904]	1 [3:15.379]	-	0 [-19.500]	-
16	36c	Adam SKURKA	27:02.513	4	-	1 [3:26.717]	1 [10:14.165]	1 [10:13.383]	1 [3:21.333]	0 [-13.085]	-	-
17	28c	Jonothan GUY	27:14.547	4	-	1 [3:25.497]	1 [10:12.312]	1 [12:07.159]	1 [3:21.343]	0 [-1:30.808]	0 [-20.956]	-
18	15a	Darren JUTSON	27:19.089	4) [10.000]	1 [3:22.310]	1 [9:50.368]	1 [11:48.948]	1 [3:22.442]	0 [-54.530]	0 [-20.449]	-
19	14c	Rob JACKMAN	27:35.407	4	-	1 [3:29.516]	1 [10:39.428]	1 [10:53.044]	1 [3:28.144]	0 [-34.203]	0 [-20.522]	-
20	10c	Mark BODDY	50:35.605	4	-	1 [3:45.771]	1 [12:11.778]	1 [12:04.417]	1 [3:51.401]	0 [-1:54.802]	0 [-22.960]	0 [21:00.000]
21	19a	Peter TARENIDIS	2:27:19.435	4) [10.000]	1 [3:25.667]	1 [10:46.059]	1 [10:17.220]	1 [3:20.557]	0 [-20.034]	0 [-20.034]	[2:00:00.000]
22	19c	Jonathan WOOD	2:12:09.726	2) [10.000]	1 [3:13.715]	1 [9:45.209]	-	-	0 [-49.851]	0 [-9.347]	[2:00:00.000]
23	19b	Kevin WHAMOND	2:00:00.000	0	-	-	-	-	-	-	-	[2:00:00.000]
24	18b	Andrew SEEBER	2:00:00.000	0	-	-	-	-	-	-	-	[2:00:00.000]
25	17b	Russell ROBINSON	2:00:00.000	0	-	-	-	-	-	-	-	[2:00:00.000]
26	15c	Hugh LITCHFIELD	2:00:00.000	0	-	-	-	-	-	-	-	[2:00:00.000]
27	15b	Gregory KAY	2:00:00.000	0	-	-	-	-	-	-	-	[2:00:00.000]
28	13c	Grant FRANKLIN	2:00:00.000	0	-	-	-	-	-	-	-	[2:00:00.000]
29	13b	Dean FISHER	2:00:00.000	0	-	-	-	-	-	-	-	[2:00:00.000]
30	16a	William LYNAGH	2:00:00.000	0	-	-	-	-	-	-	-	[2:00:00.000]
31	11b	Paul BOWDEN	2:00:10.000	0) [10.000]	-	-	-	-	-	-	[2:00:00.000]

V4 - Pre 1988

1	22c	Geoffrey BALLARD	22:15.445	4	-	1 [2:58.594]	1 [8:49.523]	1 [8:44.707]	1 [3:13.934]	0 [-1:31.313]	-	-
2	37a	Brett STEEL	22:26.308	4	-	1 [2:57.231]	1 [8:53.717]	1 [8:38.611]	1 [2:52.845]	0 [-56.096]	-	-
3	23b	Gary BROWN	22:51.261	4	-	1 [3:04.470]	1 [9:08.821]	1 [8:53.864]	1 [2:59.323]	0 [-1:15.217]	-	-
4	34a	Stephen PHILLIPS	22:57.796	4	-	1 [3:02.548]	1 [9:15.835]	1 [9:01.120]	1 [3:00.027]	0 [-1:21.734]	-	-
5	24a	Steven CLARKE	22:58.447	4	-	1 [3:03.531]	1 [9:21.987]	1 [8:57.334]	1 [2:57.367]	0 [-1:21.772]	-	-
6	33b	Robert NOWAK	22:58.955	4	-	1 [2:52.893]	1 [8:41.212]	1 [8:32.490]	1 [2:52.360]	-	-	-
7	32b	Craig MCVEY	23:46.582	4	-	1 [3:02.261]	1 [9:17.857]	1 [9:13.688]	1 [2:59.936]	0 [-47.160]	-	-
8	33a	Todd NICHOLSON	23:47.470	4	-	1 [2:59.834]	1 [9:27.499]	1 [9:17.983]	1 [2:55.462]	0 [-53.308]	-	-

Chief of Timing & Scoring

Orbits

Race Director

www.mylaps.com

Licensed to: Snap Timing




Australian Three Day Vintage Enduro

2. Day Two

Blackwood Victoria 0.000 km

Day Two Results with Handicap



Pos	No.	Name	Total Tm	Laps	CS	ST1	ST2	ST3	ST4	AB	BB	TP
9	32a	Gordon MCQUEEN	23:56.991	4	-	1 [3:09.173]	1 [9:23.855]	1 [9:11.158]	1 [3:00.309]	0 [-47.504]	-	-
10	42a	Kent WORLAND	24:00.690	4	-	1 [2:56.283]	1 [9:06.795]	1 [9:05.172]	1 [2:52.440]	-	-	-
11	40c	Steven WALKER	24:02.487	4	-	1 [3:07.362]	1 [9:11.960]	1 [9:09.590]	1 [3:03.013]	0 [-29.438]	-	-
12	31b	Wayne LITZOW	24:03.501	4	0 []	1 [3:16.393]	1 [9:41.046]	1 [9:24.325]	1 [3:07.368]	0 [-1:25.631]	-	0 []
13	23c	Glenn CAPUANO	24:15.163	4) [10.000]	1 [3:07.112]	1 [9:20.558]	1 [9:20.868]	1 [3:04.399]	0 [-47.774]	-	-
14	31a	John LIDDELL	24:26.607	4	-	1 [3:11.800]	1 [9:36.107]	1 [9:33.551]	1 [3:09.425]	0 [-1:04.276]	-	-
15	35a	David SALT	24:35.122	4	-	1 [3:11.355]	1 [9:43.223]	1 [9:14.503]	1 [3:02.314]	0 [-36.273]	-	-
16	35c	Raymond SCOTT	24:43.143	4	-	1 [3:09.331]	1 [9:37.258]	1 [9:16.017]	1 [3:04.653]	0 [-24.116]	-	-
17	34b	Deeds RAYMOND	24:45.533	4	-	1 [3:12.545]	1 [9:34.688]	1 [10:06.436]	1 [3:06.765]	0 [-1:14.901]	-	-
18	36b	Rob SHOEMARK	24:46.136	4	-	1 [3:13.398]	1 [9:54.855]	1 [10:03.868]	1 [3:02.176]	0 [-1:28.161]	-	-
19	37c	David STUART	24:52.453	4	-	1 [3:13.163]	1 [9:46.123]	1 [10:02.773]	1 [3:12.258]	0 [-1:21.864]	-	-
20	28a	Dean GARRO	24:58.929	4	-	1 [3:24.970]	1 [9:40.434]	1 [9:32.100]	1 [3:04.604]	0 [-43.179]	-	-
21	26c	Russell FITTON	25:02.115	4) [10.000]	1 [3:08.194]	1 [9:20.414]	1 [9:16.291]	1 [3:07.216]	-	-	-
22	25a	Andrew DENNETT	25:04.615	4) [10.000]	1 [3:05.075]	1 [9:36.485]	1 [9:37.210]	1 [3:00.148]	0 [-24.303]	-	-
23	36a	Nathan SENIOR	25:11.410	4	-	1 [3:11.764]	1 [9:30.659]	1 [9:23.812]	1 [3:05.175]	-	-	-
24	41b	Glenn WILLCOX	25:14.551	4) [10.000]	1 [3:16.225]	1 [10:03.910]	1 [10:04.123]	1 [3:15.914]	0 [-1:35.621]	-	0 []
25	38a	David TATE	25:25.482	4	-	1 [3:17.048]	1 [9:47.111]	1 [9:22.831]	1 [3:05.941]	0 [-1:07.449]	-	0 [1:00.000]
26	27b	John FLEITER	25:33.644	4	-	1 [3:20.051]	1 [9:49.541]	1 [9:47.414]	1 [3:14.351]	0 [-37.713]	-	-
27	40b	Anthony VICTOR	25:37.611	4	-	1 [3:15.140]	1 [9:51.386]	1 [9:43.795]	1 [3:12.292]	0 [-25.002]	-	-
28	39b	Simon TWARTZ	25:42.979	4	-	1 [3:13.734]	1 [9:41.454]	1 [9:38.047]	1 [3:09.744]	-	-	-
29	37b	Darren STEPHENS	25:48.091	4	-	1 [3:18.682]	1 [9:58.350]	1 [9:51.658]	1 [3:10.995]	0 [-31.594]	-	-
30	29b	Andrew HANK	25:56.336	4	-	1 [3:15.253]	1 [10:24.990]	1 [9:42.202]	1 [3:05.653]	0 [-31.762]	-	-
31	26b	Scott FAGAN	26:18.678	4	-	1 [3:17.620]	1 [9:49.777]	1 [9:53.752]	1 [3:17.529]	-	-	-
32	24c	Christopher COULSON	26:32.835	4	-	1 [3:13.565]	1 [10:07.789]	1 [10:24.197]	1 [3:13.184]	0 [-25.900]	-	-
33	25b	James DUGGAN	27:01.207	4	-	1 [3:03.816]	1 [10:46.352]	1 [10:34.260]	1 [3:30.373]	0 [-53.594]	-	-
34	40a	Richard VANDENHAM	27:26.696	4	-	1 [3:30.216]	1 [10:26.613]	1 [10:42.000]	1 [3:21.340]	0 [-23.431]	0 [-10.042]	-
35	30b	Ian HOLDER	27:28.808	4	-	1 [3:39.918]	1 [11:04.453]	1 [11:15.052]	1 [3:37.310]	0 [-2:07.925]	-	-
36	25c	Colin ELLEN	27:56.085	4	-	1 [3:45.264]	1 [10:06.548]	1 [10:43.877]	1 [3:20.396]	-	-	-
37	27c	Heath FORSYTHE	28:37.989	4) [10.000]	1 [3:21.582]	1 [10:02.862]	1 [9:53.141]	1 [3:10.404]	-	-	0 [2:00.000]
38	30a	Johnathon HICKS	29:44.907	4	-	1 [3:19.778]	1 [12:24.263]	1 [10:42.836]	1 [3:18.030]	-	-	-
39	35b	Anthony SAWREY	34:06.827	4	-	1 [3:56.748]	1 [11:56.613]	1 [13:35.784]	1 [3:57.966]	0 [-56.199]	0 [-24.085]	0 [2:00.000]

Chief of Timing & Scoring

Orbits

Race Director

www.mylaps.com

Licensed to: Snap Timing




Australian Three Day Vintage Enduro

2. Day Two

Blackwood Victoria 0.000 km

Day Two Results with Handicap



Pos	No.	Name	Total Tm	Laps	CS	ST1	ST2	ST3	ST4	AB	BB	TP
40	31c	Ricky MADDEN	54:51.364	4	0 [10.000]	1 [2:56.157]	1 [8:57.172]	1 [8:51.522]	1 [2:53.237]	0 [-56.724]	-	0 [32:00.000]
41	38b	Shane TAYLOR	2:25:16.693	4	-	1 [3:11.913]	1 [9:38.347]	1 [9:30.000]	1 [3:11.826]	0 [-15.393]	-	[2:00:00.000]
42	23a	Howard BRITTEN	2:16:52.785	3	-	1 [3:35.087]	1 [10:50.930]	-	1 [3:26.848]	0 [-1:00.080]	-	[2:00:00.000]
43	24b	Ken COTTINGHAM	2:20:48.390	3	-	1 [4:13.772]	1 [12:40.589]	-	1 [4:04.097]	0 [-10.068]	-	[2:00:00.000]
44	16b	David MURRAY	2:13:27.150	2	-	1 [3:39.149]	1 [11:42.255]	-	-	0 [-1:43.197]	0 [-11.057]	[2:00:00.000]
45	27a	Adrian FITZGERALD	2:14:31.803	2	-	1 [3:09.672]	1 [12:21.741]	-	-	0 [-59.610]	-	[2:00:00.000]
46	39c	Mark TYLER	2:00:00.000	0	-	-	-	-	-	-	-	[2:00:00.000]
47	32c	Peter MORGAN	2:00:00.000	0	-	-	-	-	-	-	-	[2:00:00.000]
48	29c	John HARRISON	2:00:00.000	0	-	-	-	-	-	-	-	[2:00:00.000]
49	30c	Rodney JONES	2:00:00.000	0	-	-	-	-	-	-	-	[2:00:00.000]

VU

1	49c	Kristian SPRENGER	22:35.998	4	-	1 [2:50.053]	1 [8:35.127]	1 [8:23.681]	1 [2:47.137]	-	-	-
2	48c	Rodney PHILLIPS	22:49.813	4	-	1 [2:48.908]	1 [8:42.905]	1 [8:30.000]	1 [2:48.000]	-	-	-
3	46c	Vivien JACOB	23:04.309	4	-	1 [2:52.656]	1 [8:43.074]	1 [8:36.678]	1 [2:51.901]	-	-	-
4	48b	Scott NOBLE	23:21.817	4	0 [10.000]	1 [2:58.435]	1 [8:49.640]	1 [8:33.128]	1 [2:50.614]	-	-	-
5	47b	Dale MADDEN	23:23.958	4	-	1 [2:55.067]	1 [8:39.934]	1 [8:55.327]	1 [2:53.630]	-	-	-
6	45a	Cameron BULLEN	23:24.435	4	-	1 [2:59.090]	1 [9:04.219]	1 [8:46.550]	1 [2:51.634]	-	0 [-17.058]	-
7	49a	Jordan PHILLIPS	24:03.282	4	-	1 [3:05.467]	1 [9:02.267]	1 [8:55.769]	1 [2:59.779]	-	-	-
8	45c	Ryan DEW	25:06.283	4	-	1 [3:13.655]	1 [9:33.304]	1 [9:29.031]	1 [3:08.588]	-	0 [-18.295]	-
9	48a	Leigh PETERSON	25:25.201	4	-	1 [3:13.467]	1 [9:53.553]	1 [9:10.130]	1 [3:08.051]	-	-	-
10	44b	Steven BRITT	25:25.413	4	-	1 [3:09.200]	1 [9:30.097]	1 [9:38.907]	1 [3:07.209]	-	-	-
11	46a	Shane FLOWERS	26:19.185	4	-	1 [3:15.780]	1 [9:55.828]	1 [9:52.874]	1 [3:14.703]	-	-	-
12	49b	Curtis PULLINGER	26:37.960	4	-	1 [3:15.679]	1 [10:02.918]	1 [10:04.779]	1 [3:14.584]	-	-	-
13	46b	Ashly HICKS	28:01.746	4	-	1 [3:31.949]	1 [10:41.939]	1 [10:41.328]	1 [3:26.956]	-	0 [-20.426]	-
14	44c	Cameron BRITTEN	52:12.054	4	-	1 [3:38.298]	1 [11:16.852]	1 [11:45.000]	1 [3:31.904]	-	-	0 [22:00.000]
15	45b	Graham BULLOCK	55:39.035	4	-	1 [3:11.338]	1 [9:55.682]	1 [9:47.000]	1 [3:10.200]	-	0 [-25.185]	0 [30:00.000]
16	47c	Callum MORRISON	2:00:00.000	0	-	-	-	-	-	-	-	[2:00:00.000]
17	47a	Troy JEZIERSKI	2:00:00.000	0	-	-	-	-	-	-	-	[2:00:00.000]

VW - Women

Chief of Timing & Scoring Orbits
 Race Director




Australian Three Day Vintage Enduro

2. Day Two

Blackwood Victoria 0.000 km

Day Two Results with Handicap



Pos	No.	Name	Total Tm	Laps	CS	ST1	ST2	ST3	ST4	AB	BB	TP
1	20a	Stacey HEANEY	40:54.510	4	-	1 [3:37.803]	1 [11:47.517]	1 [11:01.420]	1 [3:27.770]	-	-	0 [11:00.000]